

SOCIAL HALL

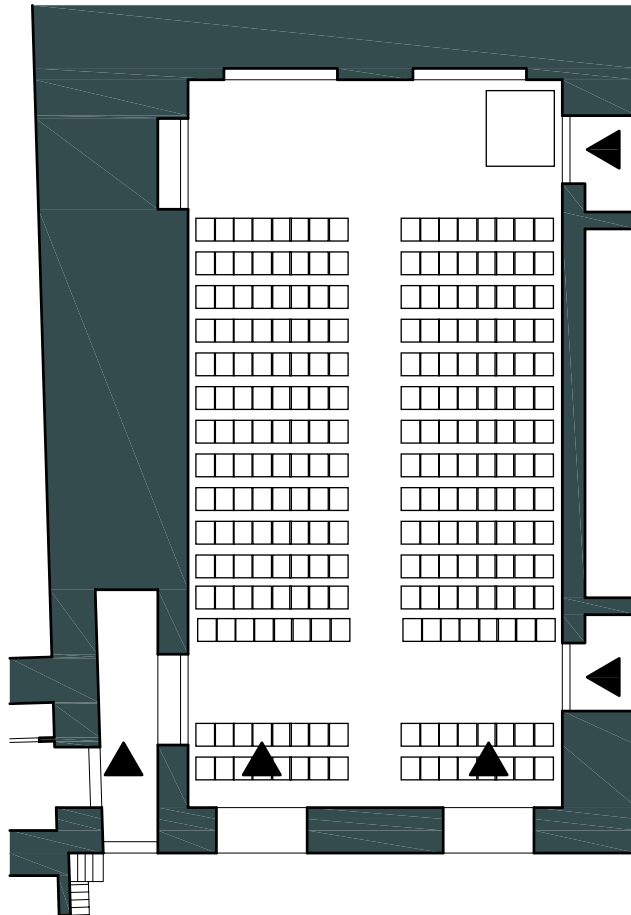
Theatre 240

SCALE 1:200

Set up:











Left side 15 rows, 8 seats each ... 120 seats
Left side 15 rows, 8 seats each ... 120 seats

TOTAL ... 240 seats



- hall dimensions: 9,90 x 19,25 m

EXPLANATORY:

-  chair 40/50 cm
-  Rectangular table 70/110 cm
-  Square table 70/70 cm
-  Bistro table 80 cm dia
-  Round table 150 cm dia
-  Balcony table 80/120 cm
-  Folding tables 70/120 cm
-  Stage components 100/200 cm
-  Presenter table 80/60 cm
-  Concert grand 180/200 cm